

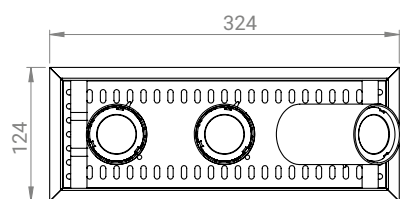
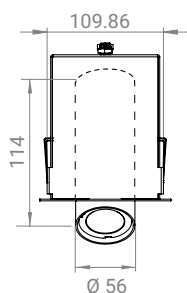
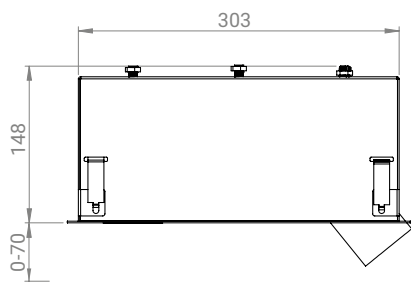
NEW
Colori RAL
RAL colours



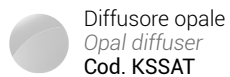
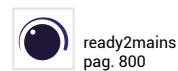


2013 K S/3

Estraibile / Extractable

Corpo in estruso di alluminio, lente in policarbonato o riflettore 60° in alluminio
Body in extruded aluminium, polycarbonate lens or aluminium reflector 60°



Accessori / Accessories





Scelta del / Choice of



Fascio / Beam

Lente
Lens

F **M**
24° 38°

Riflettore
Reflector

T
60°



Colori RAL / RAL colours

9006 Grigio Grey	9016 Bianco White	9005 Nero Black	3001 Rosso Red
2004 Arancio Orange	1021 Giallo Yellow	6029 Verde Green	5026 Blu Metal Metal Blue



Driver / Driver

E
Driver standard
Standard driver

D
Driver dimmerabile
Dimmable driver

L
Driver dimm. Dali
Dali dimm. driver

Scelta del / Choice of



E



D

L

IRC/CRI >80

A++

lm	K	W	mA	Cod.				
4740	2700	3x12	350	2013RB				
4980	3000	3x12	350	20135B				
5235	4000	3x12	350	20136B				

IRC/CRI >90

A+

4050	2700	3x12	350	2013ZB				
4245	3000	3x12	350	20137B				
4485	4000	3x12	350	20138B				

IRC/CRI >90

FASHION

A+

4590	3250	3x12	350	2013WB				
------	------	------	-----	---------------	--	--	--	--

IRC/CRI 98

ART

A+

4350	3000	3x12	350	2013QB				
------	------	------	-----	---------------	--	--	--	--

NB: consigliamo l'utilizzo dei cavetti di sincronizzazione per driver dimmerabili - vedi pag. 805
we suggest to use synchronization wires for dimmable drivers - see page 805


Esempio codice
Example code

2013QB → **F9005E**




Per un prodotto da 4350 lm · 3000 K · 3x12 W
350 mA · Fascio 24° · Colore nero · Driver standard
For a product to be 4350 lm · 3000 K · 3x12 W
350 mA · Beam 24° · Black colour · Standard driver

24°



38°



60°

