

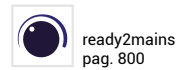


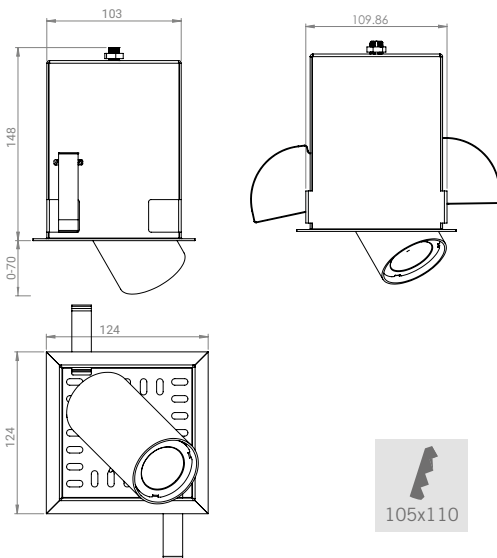
NEW
Colori RAL
RAL colours



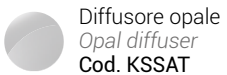
2011 K S/1

Estraibile / Extractable

Corpo in estruso di alluminio, lente in policarbonato o riflettore 60° in alluminio
Body in extruded aluminium, polycarbonate lens or aluminium reflector 60°



Accessori / Accessories





Scelta del / Choice of



Fascio / Beam

Lente
Lens
F 24° **M** 38°

Riflettore
Reflector
T 60°



Colori RAL / RAL colours

9006 Grigio Grey	9016 Bianco White	9005 Nero Black	3001 Rosso Red
2004 Arancio Orange	1021 Giallo Yellow	6029 Verde Green	5026 Blu Metal Metal Blue



Driver / Driver

E
Driver standard
Standard driver

D
Driver dimmerabile
Dimmable driver

L
Driver dimm. Dali
Dali dimm. driver

Scelta del / Choice of



E



D

L

IRC/CRI >80



lm	K	W	mA	Cod.
1580	2700	1x12	350	2011RB
1660	3000	1x12	350	20115B
1745	4000	1x12	350	20116B
2095	2700	1x18	500	2011RC
2210	3000	1x18	500	20115C
2315	4000	1x18	500	20116C

IRC/CRI >90



1350	2700	1x12	350	20112B
1415	3000	1x12	350	20117B
1495	4000	1x12	350	20118B
1790	2700	1x18	500	20112C
1880	3000	1x18	500	20117C
1990	4000	1x18	500	20118C

IRC/CRI >90

FASHION



1530	3250	1x12	350	2011WB
1935	3250	1x15	450	2011WC

IRC/CRI 98

ART



1450	3000	1x12	350	2011QB
1835	3000	1x15	450	2011QC

NB: consigliamo l'utilizzo dei cavetti di sincronizzazione per driver dimmerabili - vedi pag. 805
we suggest to use synchronization wires for dimmable drivers - see page 805


Esempio codice
Example code

2011QB → **F9005E**




Per un prodotto da 1450 lm · 3000 K · 1x12 W
350 mA · Fascio 24° · Colore nero · Driver standard
For a product to be 1450 lm · 3000 K · 1x12 W
350 mA · Beam 24° · Black colour · Standard driver

24°



38°



60°

