


MAXISEGNO WALK

Disponibile versione 24V DC
24V DC version available



.15 acciaio inox
stainless steel

ACCESSORI ACCESSORIES



200
controcassa
rough-in housing



612
Controcassa per prodotto
compatibile con alimentatore
Rough-in housing for product
compatible with LED driver



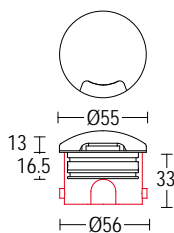
624-IP67
Alimentatore 700mA SELV
1 per 1-5 Maxisegno 2W
LED driver 700mA SELV
1 for 1-5 Maxisegno 2W



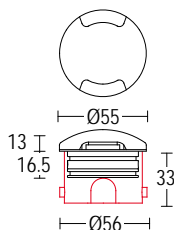
204
Connettore rapido IP68
IP 68 fast connector



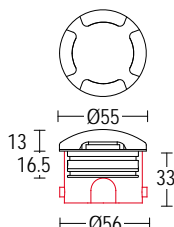
297
Adattatore per installazione
su scatola 503
Adaptor for installation like box 503



1382.ZEX.T.15 2W LED 3000K 240lm
60° \wedge
max 700mA DC
alimentatore remoto SELV non incluso
remote SELV LED driver not included



1383.ZEX.T.15 2W LED 3000K 240lm
2 x 60° \wedge
max 700mA DC
alimentatore remoto SELV non incluso
remote SELV LED driver not included



1384.ZEX.T.15 2W LED 3000K 240lm
4 x 60° \wedge
max 700mA DC
alimentatore remoto SELV non incluso
remote SELV LED driver not included